

Two-Way Ball Valve Assemblies

Electronic Non-Spring Return Actuators

- Normally Open
- GDE Damper Actuator Series
- Part Nos. with * denote a full-port valve with no flow optimizer insert
- Chrome-plated ball and brass stem



A-60

Valves





NO 1/2 to 1-1/4"				Non-Spring Return Actuator			
				Normally Open			
				Floating		0-10 Vdc	
2-Way Valve Body Part No.	Valve Size in.	Flow Rate Cv	Close Off psi	 GDE131.1P 3-foot (.9m) Wires	 GDE131.1Q Conduit Adapter & 6-foot (1.8m) Wires	 GDE161.1P 3-foot (.9m) Wires	 GDE161.1Q Conduit Adapter & 6-foot (1.8m) Wires
Chrome-Plated Brass Ball and Brass Stem							
599-10300	1/2	0.4	200	171A-10300	173A-10300	171C-10300	173C-10300
599-10301		0.63	200	171A-10301	173A-10301	171C-10301	173C-10301
599-10302		1.0	200	171A-10302	173A-10302	171C-10302	173C-10302
599-10303		1.6	200	171A-10303	173A-10303	171C-10303	173C-10303
599-10304		2.5	200	171A-10304	173A-10304	171C-10304	173C-10304
599-10305		4.0	200	171A-10305	173A-10305	171C-10305	173C-10305
599-10306		6.3	200	171A-10306	173A-10306	171C-10306	173C-10306
599-10307*		10	200	171A-10307*	173A-10307*	171C-10307*	173C-10307*
599-10308	3/4	6.3	200	171A-10308	173A-10308	171C-10308	173C-10308
599-10309		10	200	171A-10309	173A-10309	171C-10309	173C-10309
599-10310		16	200	171A-10310	173A-10310	171C-10310	173C-10310
599-10311*		25	200	171A-10311*	173A-10311*	171C-10311*	173C-10311*
599-10312	1	10	200	171A-10312	173A-10312	171C-10312	173C-10312
599-10313		16	200	171A-10313	173A-10313	171C-10313	173C-10313
599-10314		25	200	171A-10314	173A-10314	171C-10314	173C-10314
599-10315		40	200	171A-10315	173A-10315	171C-10315	173C-10315
599-10316*		63	200	171A-10316*	173A-10316*	171C-10316*	173C-10316*
599-10317	1-1/4	16	200	171A-10317	173A-10317	171C-10317	173C-10317
599-10318		25	200	171A-10318	173A-10318	171C-10318	173C-10318
599-10319		40	200	171A-10319	173A-10319	171C-10319	173C-10319
599-10320		63	200	171A-10320	173A-10320	171C-10320	173C-10320
599-10321*		100	200	171A-10321*	173A-10321*	171C-10321*	173C-10321*

Table Notes:

Part numbers in red indicate complete assemblies.

*Denotes a full-port valve with no flow optimizer insert.